

INSTRUCTIONS FOR SHAREHOLDERS FOR ACCESSING 20th ANNUAL GENERAL MEETING (AGM) THROUGH VIDEO CONFERENCE (VC)

Shareholders who wanted to participate in the Annual General Meeting on 17th June 2023 *but do not intend to speak at the meeting:*

Step I:

- Access the meeting through URL : <https://emeetings.kfintech.com> on 17th June, 2023 from 10.30 AM onwards

Step: II

Toll Free 1 800 3454001

KFINTECH
Empower All. Passion. Drive by Technology.

Remote e-Voting
Enable Shareholders to exercise voting on the resolutions

Post your Queries
Shareholders can post their queries on Financial Results and on resolutions prior to the meeting

Speaker Registration
Enable Shareholders to register as a Speaker prior to the Meeting

Video Conference
Enable Shareholders to participate in the AGM/EGM proceedings

e-Voting Calendar
Shareholders can check remote voting schedule of various companies

Web Checkin
Enable Shareholders to register in advance for the Physical Meetings

Login with your eVoting Credentials

User ID *

Password *

LOGIN

FORGOT PASSWORD

DIRECTOR & MFP LOGIN

- **Login with user ID & Password**

User ID is 16 digit DPID-CLIENT ID in case of demat /Folio no. in case of physical shares
Password: Sent by e-mail to all shareholders in their registered email id on 24th June, 2023. (Subject of the email – UCO Bank – Notice of 20th Annual General Meeting 2022 & e-voting procedure . Email sent from - member.ucobank@kfintech.com)

(For password issues contact Toll free number 1800 309 4001)

Step III –

KFINTECH
Empower All. Passion. Drive by Technology.

Meetings @ Kfintech

KFin Technologies Pvt Limited has launched end-to-end integrated Electronic Infrastructure solution to manage General Body Meetings. The platform enables corporates to comply with the requirements of electronic voting and General Body Meetings through Video Conference.

*Note
Click on each block it will redirect to respective page.

REMOTE E-VOTING
Click here to participate in voting

SPEAKER REGISTRATION
Click here to register as a Speaker for the Meeting

VIDEO CONFERENCE
Click here to join the VC meeting

POST YOUR QUERIES
Click here to submit your questions

E-VOTING CALENDAR
Click here to check meeting schedules

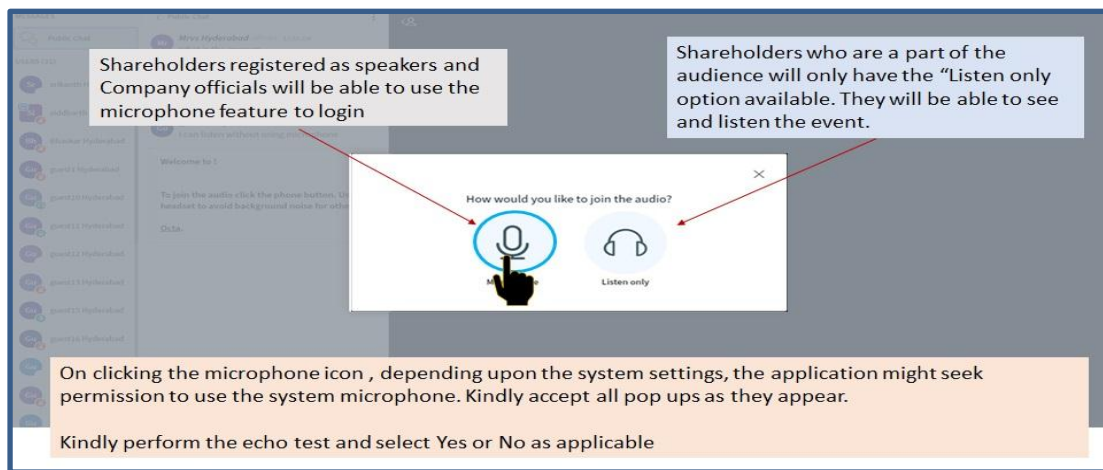
WEB CHECK-IN
Click here to register in advance to join Physical Meeting

Click on Video Conference

Step IV:



Click on Video icon & then click on Join meeting in pop up menu.



Click on ear phone icon (Listen only)

Step V



Shareholder can view the meeting. If not voted earlier, Shareholder can vote by clicking

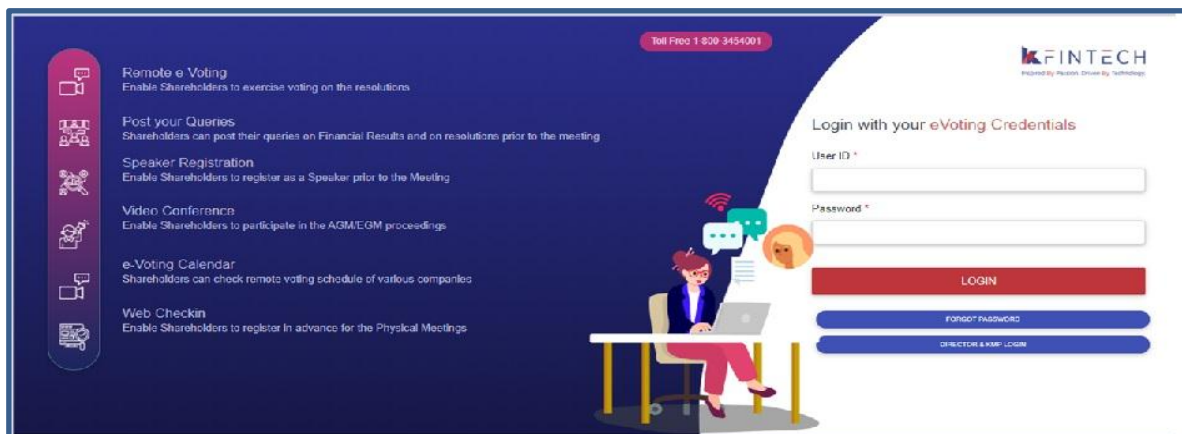


INSTRUCTIONS FOR THE SHAREHOLDERS WHO WANT TO SPEAK AT THE MEETING/ POST QUERY

Shareholders who want to express their views/raise any queries are requested to register their names during the period from 10.00 A M on 14th June, 2023 to 5.00 P M on 16th June, 2023. This will enable the Bank/Registrar in sequencing the speakers and to set time slots for each of the speaker.

Procedure to be followed by speaker:

- **Login through URL : <https://emeetings.kfintech.com>**
- **Enter User ID & Pass word –**

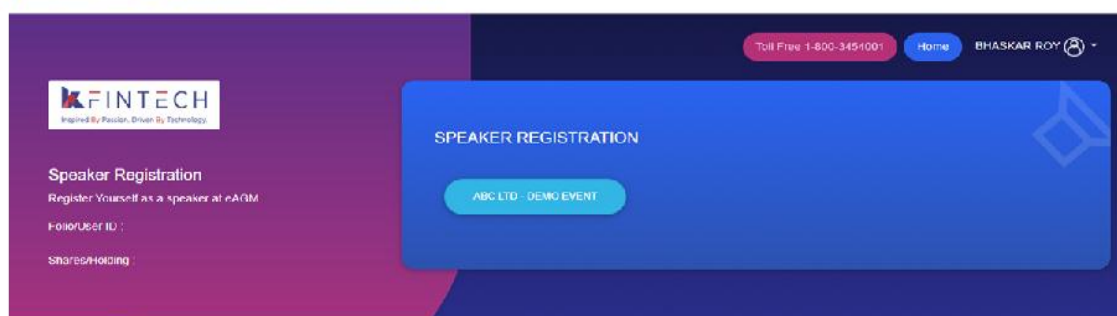


- **Click on Speaker Registration.** Register as speaker from 10.00 A M on 14th June, 2023 to 5.00 P M on 16th June, 2023.



Select UCO BANK

Speaker Registration-shareholders



- User will be only required to fill* e-mail ID , Mobile Number & City.
- An option is also provided to record a video or upload a pre recorded video (< 50 MB), and the same can be played during the AGM
- Post submission, the user will be provided with a confirmation

Procedure to Post Query



Click on Post your query

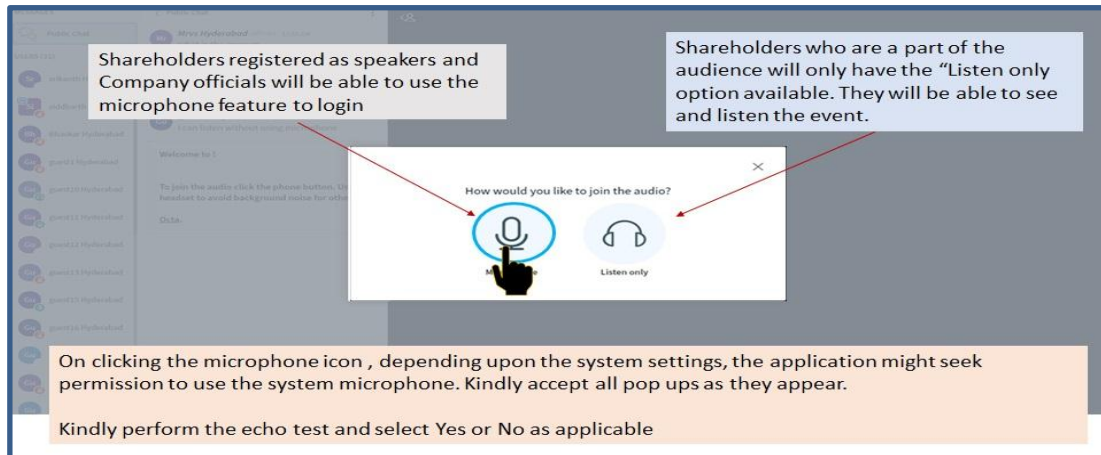



Select **UCO BANK** and Post your queries

- User will be required to only fill in e-Mail ID & Mobile Number
- Shareholders can type in the questions of up to 500 characters including special characters.
- Post submission, the user will be provided with a confirmation

Shareholders who had registered as speaker on the date of AGM i.e. 17th June 2023 need to follow the following steps to attend and speak at the meeting.

- Login through URL : <https://emeetings.kfintech.com>
- Enter User ID & Pass word
- Click on Video Conference
- Click on Video icon and then click on Join the Meeting
- Click on Micro Phone button



- Click on GREEN THUMBS UP icon
- Click on the "webcam" sign to start sharing your image.
- Click on Start Sharing on the window 
- To log out, Just click on the 3 dots at the top right of the page to open the logout option.
