

**UCO BANK**





Head Office : 10, B.T.M.Sarani, Kolkata - 700 001

Website : www.ucobank.com

AUDITED FINANCIAL RESULTS FOR THE QUARTER AND YEAR ENDED 31ST MARCH, 2021

(₹ in Lakh)

SL No.	Particulars	Quarter Ended			Year Ended	Year Ended
		31.03.2021 (Audited)	31.12.2020 (Reviewed)	31.03.2020 (Audited)	31.03.2021 (Audited)	31.03.2020 (Audited)
1	Interest Earned (a)+(b)+(c)+(d)	356631	360259	374242	1444615	1513434
	(a) Interest / discount on advances / bills	191908	196638	201170	776469	814051
	(b) Income on investments	150252	148089	150636	606465	593909
	(c) Interest on balances with RBI & other inter-bank funds	6485	6855	10054	25223	47630
	(d) Others	7986	8676	12383	36459	57844
2	Other Income	137043	86438	76878	372027	287121
3	Total Income (1+2)	493675	446697	451121	1816642	1800555
4	Interest Expended	215371	219543	248791	896645	1004206
5	Operating Expenses (I) + (II)	125050	93714	80670	377935	312789
	(i) Employees Cost	84270	64999	49555	246719	192940
	(ii) Other Operating Expenses	40780	28714	31115	131216	119849
6	Total Expenditure (4+5) (excluding Provisions and Contingencies)	340421	313257	329461	1274580	1316995
7	Operating Profit (Before Provisions and Contingencies) (3-6)	153254	133440	121660	542062	483560
8	Provisions (other than current tax) and Contingencies (Net)	178315	124363	119325	549610	854814
	of which provisions for Non Performing Assets	76981	39306	108926	275979	614381
9	Exceptional Items	0	0	0	0	0
10	Profit(+)/Loss(-) from Ordinary Activities before tax (7-8-9)	-25061	9077	2335	-7548	-371254
11	Provision for Current Taxes	-33064	5533	657	-24252	-127571
12	Net Profit(+)/Loss(-) from Ordinary Activities after tax (10-11)	8003	3544	1678	16704	-243683
13	Extraordinary items (net of tax expense)	0	0	0	0	0
14	Net Profit(+)/Loss (-) for the period (12-13)	8003	3544	1678	16704	-243683
15	Paid-up Equity Share Capital (Face Value ₹ 10/- each)	991834	991834	991834	991834	991834
16	Reserves excluding Revaluation Reserves (as shown in the Balance Sheet of previous year)	739663	694291	694291	739663	694291
17	Analytical Ratios					
	(i) Percentage of shares held by Govt. of India	94.44%	94.44%	94.44%	94.44%	94.44%
	(ii) Capital Adequacy Ratio: Basel-III	13.74%	12.08%	11.70%	13.74%	11.70%
	(a) Common Equity Tier-I Ratio	11.14%	9.01%	8.98%	11.14%	8.98%
	(b) Additional Tier-I Ratio	0.00%	0.00%	0.00%	0.00%	0.00%
	(iii) Earning Per Share (EPS) (in ₹) (Not Annualised)					
	a) Basic and diluted EPS before Extraordinary items (net of tax expense) for the period, for the year to date and for the previous year.	0.08	0.04	0.02	0.17	-3.10
	b) Basic and diluted EPS after Extraordinary items for the period, for the year to date and for the previous year.	0.08	0.04	0.02	0.17	-3.10
	(iv) NPA Ratios					
	a) Amount of Gross NPA	1135197	1144047	1928195	1135197	1928195
	b) Amount of Net NPA	438950	322808	551065	438950	551065
	c) % of Gross NPA	9.59%	9.80%	16.77%	9.59%	16.77%
	d) % of Net NPA	3.94%	2.97%	5.45%	3.94%	5.45%
	(v) Return on Assets (Annualised) (%)	0.12%	0.06%	0.03%	0.06%	-0.96%






SEGMENT REPORTING AS ON 31ST MARCH, 2021

(₹ in Lakh)

PART : A BUSINESS SEGMENTS						
Sl. No.	Particulars	Quarter Ended			Year Ended	Year Ended
		31.03.2021 (Audited)	31.12.2020 (Reviewed)	31.03.2020 (Audited)	31.03.2021 (Audited)	31.03.2020 (Audited)
1	Segment Revenue					
	i) Treasury Operations	204798	219570	204414	875897	826425
	ii) Corporate Banking Operations	110752	113268	119777	460574	547004
	iii) Retail Banking Operations	177796	113525	125386	476712	423114
	iv) Other Banking Operations	328	334	1544	3459	4012
	Total Revenue	493675	446697	451121	1816642	1800555
2	Segment Results					
	i) Treasury Operations	82452	117358	63568	428979	268417
	ii) Corporate Banking Operations	-32141	-57195	-24611	-216276	-296418
	iii) Retail Banking Operations	-69043	-56953	-38824	-223710	-219693
	iv) Other Banking Operations	328	334	1544	3459	4012
	Total	-18404	3544	1678	-7548	-243683
	Less: Unallocated Expenses	0	0	0	0	0
	Profit Before Tax	-18404	3544	1678	-7548	-243683
	Provision for Tax	-26407	0	0	-24252	0
	Net Profit	8003	3544	1678	16704	-243683
3	Segment Assets					
	i) Treasury Operations	891716	11708834	11905263	12600551	11905263
	ii) Corporate Banking Operations	43375	6195520	6603924	6238894	6603924
	iii) Retail Banking Operations	260136	6196040	5033124	6456176	5033124
	iv) Other Banking Operations	895	37095	48504	37990	48504
	Total Assets	1196122	24137488	23590815	25333611	23590815
4	Segment Liabilities					
	i) Treasury Operations	785938	10545457	10867050	11331395	10867050
	ii) Corporate Banking Operations	85550	6795730	7220626	6881281	7220626
	iii) Retail Banking Operations	324634	6796301	5503139	7120935	5503139
	iv) Other Banking Operations	0	0	0	0	0
	Total Liabilities	1196122	24137488	23590815	25333611	23590815


(₹ in Lakh)


PART : B GEOGRAPHICAL SEGMENTS						
Particulars	Quarter Ended			Year Ended	Year Ended	
	31.03.2021 (Audited)	31.12.2020 (Reviewed)	31.03.2020 (Audited)	31.03.2021 (Audited)	31.03.2020 (Audited)	
Domestic						
i) Revenue	476760	440533	440556	1767362	1742373	
ii) Assets	23805386	22651527	22236113	23805386	22236113	
International						
i) Revenue	16913	6164	10565	49279	58181	
ii) Assets	1528225	1485962	1354702	1528225	1354702	
Global						
i) Revenue	493674	446697	451121	1816641	1800555	
ii) Assets	25333611	24137488	23590815	25333611	23590815	




(₹ In Lakh)


STATEMENT OF ASSETS AND LIABILITIES			
Particulars	As on 31.03.2021 (Audited)	As on 31.12.2020 (Reviewed)	As on 31.03.2020 (Audited)
Capital & Liabilities			
Capital	9918 34	9918 34	9918 34
Share Application Money	2600 00		
Reserves & Surplus	10088 07	9513 15	9291 28
Deposits	205919 39	202421 04	193203 44
Borrowings	15382 63	10296 58	15695 06
Other Liabilities & Provisions	9427 67	9225 77	7800 03
Total	253336 11	241374 88	235908 15
Assets			
Cash and Balance with RBI	9445 41	6149 89	6776 73
Balance with Banks and Money at call and Short Notice	14154 83	12643 71	11029 43
Investments	93782 95	88278 61	90998 81
Advances	111354 54	108450 49	101174 25
Fixed Assets	3218 23	2748 49	2840 37
Other Assets	21380 14	23103 69	23088 56
Total	253336 11	241374 88	235908 15


SHASHI KANT KUMAR
Deputy General Manager


RAM KUMAR
General Manager


ISHRAQ ALI KHAN
Executive Director


AJAY VYAS
Executive Director



A K GOEL
Managing Director & CEO

For RAWLA & CO
Chartered Accountants
FRN 001661N




(CA Yash Pal Rawla)
Partner
MRN 010475

For R GOPAL & ASSOCIATES
Chartered Accountants
FRN000846C



(CA Rajendra Prasad Agarwal)
Partner
MRN 051979

For KHANDELWAL KAKANI & CO
Chartered Accountants
FRN 001311C



(CA V K Khandelwal)
Partner
MRN 070546

For S K AGRAWAL AND CO CHARTERED
ACCOUNTANTS LLP
Chartered Accountants
FRN 306033E/E300272



(Sandeep Agrawal)
Partner
MRN 058553

For GHOSHAL & GHOSAL
Chartered Accountants
FRN 304013E



(CA Somnath Biswas)
Partner
MRN 064735

Kolkata, 27th May, 2021



UCO BANK
HEAD OFFICE: KOLKATA

NOTES ON THE AUDITED FINANCIAL RESULTS
FOR THE QUARTER / YEAR ENDED 31ST MARCH, 2021



- 1) The above financial results were reviewed and recommended by the Audit Committee of the Board and approved by the Board of Directors at their meeting held on 27.05.2021. The results have been audited by Statutory Central Auditors of the Bank, in line with the guidelines issued by Reserve Bank of India and as per the requirements of SEBI (Listing Obligations & Disclosure Requirements) Regulations, 2015 as amended.
- 2) The financial results for the quarter / year ended 31st March, 2021 have been arrived at following the same accounting policies and practices as those followed in the preceding financial statements for the year ended, 31st March, 2020.

The figures for the last quarter ended 31st March, 2021 are the balancing figures between the audited figures in respect of the full financial year and the published year to date figures up to the third quarter ended 31st December, 2020. The figures up to the end of third quarter had only reviewed by the Statutory Auditors of the Bank and not subjected to audit.

- 3) The financial results for the quarter / year ended 31st March, 2021 have been arrived at after considering provisions on advances, non-performing assets, standard assets (including Covid 19 related provisions) non-performing investments, depreciation on investments and on fixed assets and provision for exposure to entities with unhedged foreign currency on the basis of extant guidelines/directives issued by the Reserve Bank of India. Provisions for Employee Benefits, Income Tax including deferred tax and other usual and necessary provisions have been made as per the applicable accounting standards issued by the Institute of Chartered Accountants of India.
- 4) Based on the available financial statements and the declaration from borrowers wherever received, the Bank has estimated the liability of Rs. 0.32 crore as on 31st March, 2021 towards Unhedged Foreign Currency Exposure to their constituents in terms of RBI Circular DBOD.No.BP.BC.85/21.06.200/2013-14 dated 15th January 2014. The entire estimated amount is fully provided for.
- 5) During the year, the Bank has accounted for Rs.409.71 crore arising out of 11th Bipartite Wage Settlement from 1st November, 2017.
- 6) In terms of Supreme Court Order and necessary guidelines issued by Reserve Bank of India (RBI) the Bank has kept Delhi Airport Metro Express Pvt.Ltd. "DAMEPL" as standard account. However, necessary provision as per IRAC norms have been made which are detailed as under:-

(Rs. in crores)		
Amount not treated as NPA as per IRAC norms	Provisions required to be made as per IRAC norms	Provision actually held
194.14	77.54	77.54

- 7) As per the RBI directions issued during the financial year ended March 31, 2018 in respect of select borrower accounts covered under the provisions of Insolvency and Bankruptcy Code (IBC), against total outstanding of Rs.14.32 crore, bank is holding a provision of Rs. 5.73 crore as on 31st March, 2021.



- 8) In accordance with RBI circular No. DBR No. BP. BC. 18/21.04.048/2018-19 dated 01.01.2019, DOR No. BP.BC.34/21.04.048/2019-20 dated 11.02.2020 and DOR. No. BO.BC/4/21.04.048/2019-20 dated 06.08.2020 on "Micro, Small and Medium Enterprises (MSME) sector – Restructuring of Advances" the details of MSME restructured accounts during the year ended 31st March, 2021 are as under:




No. of Accounts Restructured	Amount (Rs. in Crores)
1825	281.19

- 9) The Government of India has pronounced Section 115BAA of Income Tax Act, 1961 through Taxation Laws (Amendment) Ordinance, 2019 which provides domestic companies a non-reversible option to pay corporate tax at reduced rate effective from 1st April, 2019 subject to compliance of certain conditions. Bank continues to recognise the taxes on income for the year ended 31.03.2021 as per the earlier provisions of Income Tax Act, 1961.
- 10) Bank has recognized deferred tax assets of Rs. 10037.89 crore as on 31.03.2021 (Rs. 9362.08 crore as on 31.03.2020) on carry forward losses and other items of timing difference.
- 11) Bank has made full provision of divergence in its assets classification and provisioning assessed by RBI in Risk Assessment Report (RAR) for the financial year 2019-20. The details are as under:

Sl	Particulars	Amount (Rs. in Crore)
1.	Gross NPAs as on March 31, 2020 as reported by the bank	19281.95
2.	Gross NPAs as on March 31, 2020 as assessed by RBI	19306.95
3.	Divergence in Gross NPAs (2-1)	25.00
4.	Net NPAs as on March 31, 2020 as reported by the bank	5510.65
5.	Net NPAs as on March 31, 2020 as assessed by RBI	5520.65
6.	Divergence in Net NPAs (5-4)	10.00
7.	Provisions for NPAs as on March 31, 2020 as reported by the bank	12693.35
8.	Provisions for NPAs as on March 31, 2020 as assessed by RBI	12708.35
9.	Divergence in provisioning (8-7)	15.00
10.	Divergence in other Provision (Standard Assets)	610.00
11.	Reported Net Profit after Tax (PAT) for the year ended March 31, 2020	-2436.83
12.	Adjusted (notional) Net Profit after Tax (PAT) for the year ended March 31, 2020 after taking into account the divergence in provisioning	-3061.83

*Out of Total divergence provision of Rs 625cr, Bank has already made provision of Rs 421 cr during Sept 20 quarter and remaining Rs 204 cr in Dec-20 quarter

- 12) The Government of India vide its letter no. F. No. 7/23/2019 – BOA-I dated 17.03.2021 infused capital of Rs. 2,600 crore by way of preferential allotment of equity shares and the capital contribution was received by the Bank on 31.03.2021. The same has been included in Bank's Common Equity Capital (CET-1) after RBI approval vide letter no DOR.CAP.21.01.002/2021-22 dated 19.05.21. The amount has been kept under share application money pending receipt of necessary regulatory approvals.



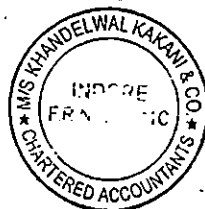

- 13) In accordance with RBI circular DBOD No. BP. BC/1/21.06.201/2015-16 dated 1st July, 2015, banks are required to make Pillar 3 disclosures including Liquidity Coverage Ratio under Basel III Capital requirements. The disclosures are being made available on Bank's website (www.ucobank.com). These disclosures have not been subjected to review by the auditors.
- 14) The Bank has exposure of Rs. 1156.65 crores with 2 borrower's accounts belonging to the same Group. As per the NCLT, Kolkata Bench order dated 21st October 2020 the Bank has not declared these accounts as NPA and maintained status quo of Standard Asset until further orders. As prudence the unrealized interest income has been reversed and provision of Rs 394.83 crore has been made. Bank has filed an appeal against the NCLT, Kolkata Bench order.
- 15) The Honourable Supreme Court in a writ petition no.825/2020 filed by Gajendra Sharma Vs. Union of India & Anr vide its interim order dated 3rd September, 2020 has directed Banks that the accounts which were not declared as Non-Performing Asset (NPA) till 31st August, 2020 shall not be declared as NPA till further orders. Pursuant to the said order, the Bank has not declared any domestic borrowable account as NPA which was not declared as NPA till 31st August, 2020. As a matter of prudence, the Bank has made additional provision of Rs.355.14 crore till 31st December, 2020. Pursuant to the Supreme Court's final order dated 23rd March, 2021 and related RBI notification dated 7th April, 2021, the Bank has classified the above borrowable account as per extant RBI IRAC norms w.e.f. 01.09.2020 and utilized the above additional provisions towards provision on these accounts.

As required by the RBI notification date 7th April, 2021, the methodology for calculation of such 'interest on interest' has been circulated by the Indian Banks' Association (IBA). As at 31st March, 2021, the Bank has made an adhoc provision of Rs. 35.35 crore, estimating the liability towards relief, by reducing the same from interest income and crediting to other liabilities, pending refund/adjustment of the same to the individual borrower accounts.

- 16) The spread of Covid-19 pandemic across the globe has substantially impacted the economic activities. In this situation, Bank is gearing up itself on all fronts to meet the challenges. Due to the outbreak of current second wave of Covid-19 pandemic, the situation continues to be highly uncertain and resulted in re-imposition of regional/localized lockdown measures in several parts of the country. Bank is continuously evaluating the situation on an ongoing basis. Major challenges for the Bank could be from extended working capital cycles, fluctuating cash flow trends and probable inability of the borrowers to meet their loan obligations timely. However, the Bank is proactively providing against the challenges of likely stress on the Bank's assets. The extent of impact of Covid -19 is dependent upon the circumstances as they evolve in the subsequent period.

RBI vide its circulars dated 27.03.2020, 17.04.2020 and 23.05.2020 has announced measures to mitigate the burden of debt servicing evolved on account of disruptions caused by Covid-19 pandemic and to ensure the continuity of viable businesses.

In accordance with above RBI circulars relating to 'COVID 19 Regulatory Package' on asset classification and provisioning dated 27.03.2020, 17.04.2020 and 23.05.2020, the Bank has extended asset classification benefit and made provision as under:



SN	Particulars	Amount (Rs. in cr)
1	Respective amounts in SMA/Overdue categories, where the moratorium/deferment was extended	1010.28
2	Respective amount where asset classification benefits is extended	1010.28
3	Aggregate of provisions made during the quarter ended 31.03.2020 and 30.06.2020.	101.03
4	Provisions adjusted during the respective accounting periods against slippages and the residual provisions	101.03

As a prudential measure, the Bank has provided an additional provision of Rs. 350 crore.




- 17) In accordance with RBI circular DBR No BP BC 45/21.04.048/2018-19 dated 07.06.2019 on prudential framework for resolution of stressed assets, Bank holds total additional provision of Rs. 1083.49 crore in 13 Accounts.
- 18) As per RBI Circular DOR.No.BP.BC.63/21.04.048/2019-20 dated 17th April 2020, details of the number of accounts and the amount involved in those accounts where Resolution Period was extended for the year ended 31st March, 2021.

No. of accounts in which resolution period was extended	3
Amount involved	978.11 crores

- 19) Details of resolution plan implemented under Resolution Framework for COVID 19 related stress as per RBI circular dated 06.08.2020 are given below:

Type of Borrower	(Rs. in crore except number of accounts)				
	(A) Number of accounts where resolution plan has been implemented under this window	(B) Exposure to accounts mentioned at (A) before implementation of the plan	(C) Of (B), aggregate amount of debt that was converted into other securities	(D) Additional funding sanctioned, if any, including between invocation of the plan and implementation	(E) Increase in provisions on account of the implementation of the resolution
Personal Loans	708	92.29	0	0	9.23
Corporate Persons	1550	198.49	0	0	9.92
Of which, MSME's	1550	198.49	0	0	9.92
Others	0	0.00	0.00	0.00	0.00
Total	2258	290.78	0	0	19.15

- 20) The Non-Performing Loan Provisioning Coverage Ratio is 88.40% as on 31st March, 2021 as against 85.46% as on 31st March, 2020.
- 21) During the quarter ended 31st March, 2021, the Bank has reported 28 borrowal accounts as fraud. The total amount involved was Rs. 1237.70 crore. In respect of loans and advances classified as fraud during the quarter ended 31st March, 2021, Bank holds 100% provision.
- 22) During the year bank has revalued the premises forming part of its fixed assets schedule based on the reports of external independent valuers. The surplus arising from the revaluation amounting to Rs 364.85 crore is shown as Revaluation Reserve" under reserve and surplus and 45% of the same has been reckoned in the Tier-1 Capital as per RBI guidelines.





- 23) Number of investor Complaints: - (i) Outstanding at the beginning of the quarter – Nil (ii) Received during the quarter – 1150 (iii) Disposed of during the quarter – 1150 and Outstanding at the end of the quarter – Nil.
- 24) As per the guidelines of the RBI on compliance with the Accounting Standards, the bank has adopted "Treasury Operation", "Wholesale", "Retail" and "Other Banking Operation", as primary business segment and "Domestic" and "International" as secondary/ Geographic segments for the purpose of compliance with Accounting Standards 17 on segment reporting issued by Institute of Chartered Accountants of India (ICAI).
- 25) Figures of the corresponding previous periods have been regrouped / reclassified wherever considered necessary.


(Ishraq Ali Khan)
Executive Director


(Ajay Vyas)
Executive Director


(A. K. Goel)
Managing Director & CEO





Date: 27.05.2021
Place: Kolkata



CASH FLOW STATEMENT FOR THE YEAR ENDED 31ST MARCH, 2021

('000)

PARTICULARS	Year ended 31.03.2021	Year ended 31.03.2020
A. Cash Flow from Operating Activities :		
Net Profit before taxes	(849387)	(37125389)
Adjustments for :		
Depreciation on fixed assets	1344161	1372093
Depreciation/Provision on Investments	1377032	5304824
Provision for non-performing assets	27340267	61438130
Provision for Standard Assets	110245	(23932)
Provision for other items	20942959	6005254
(Profit)/Loss on sale of fixed assets	209586	(1062)
Interest paid on subordinated debt (treated separately)	2760234	1586520
Dividend Received	(92857)	(89780)
Interest received from Tier-II Bonds (treated separately)	(4525)	(14177)
Interest paid on AT-1 Bonds (treated separately)	0	0
Interest paid on Upper Tier-2 Debt Instruments (treated separately)	0	1835952
Sub-total	53137715	40289232
Less: Direct Tax Paid	0	0
	53137715	40289232
Adjustments for :		
(Increase)/Decrease in Investments	(29210401)	(92976036)
(Increase)/Decrease in advances	(129143147)	(80042236)
(Increase)/Decrease in other assets	22274657	11469986
Increase/(Decrease) in borrowings	(12541835)	70184282
Increase/(Decrease) in deposits	127159509	(47033382)
Increase/(Decrease) in other liabilities & provisions	(7447540)	(8476005)
Net Cash Flow from Operating Activities (A)	24220959	(106584159)
B. Cash Flow from Investing Activities :		
Purchase of fixed assets	(1450648)	(1432220)
Sale/disposal of fixed assets	(183947)	200148
Dividend Received	92857	89780
Interest received from Tier-II Bonds	4525	14177
Net Cash Flow from Investing Activities (B)	(1545213)	(1128115)
C. Cash Flow from Financing Activities :		
Preferential allotment of Equity Shares	0	25561436
Share Premium on Issue of Equity Shares	0	17158564
Capital infusion by GOI (Kept in Share Application Money)	26000000	0
Amount of ESPS Application Money	-	-
Issue of Base-I compliant Tier 2 Bonds	0	10000000
Redemption of AT-1 Bonds	0	0
Redemption of Upper Tier-2 Bonds	0	(5000000)
Redemption of Subordinated Debts	0	(10750000)
Refinance from / Redemption to - NABARD/SIDBI/NHB	9417537	9279553
Interest paid on AT-1 Bonds	0	0
Interest paid on Upper T-2 Debt Instruments	0	(1835952)
Interest paid on subordinated debts	(2760234)	(1586520)
Net Cash Flow from Financing Activities (C)	32657303	42827081
Net increase in Cash & Cash Equivalents (A+B+C)	55333049	(64805193)
Adjustment for Foreign Exchange Fluctuation (If)	2607006	(1374213)
Net increase in Cash & Cash Equivalents (A+B+C+D)	57940855	(66259406)
Cash and Cash Equivalents as on April 1, 2020 & 2019 respectively	178061584	244320990
Cash and Cash Equivalents as on March 31, 2021 & 2020 respectively	236002439	178061584




	PARTICULARS	Year ended 31.03.2021	Year ended 31.03.2020
D	Cash and Cash Equivalents at the beginning of the Year		
	Cash in Hand (Including foreign currency notes and gold)	9234231	5850833
	Balance with Reserve Bank of India	58533053	82379270
	Balance with Banks and Money at Call and Short Notice	110294300	156090887
		178061584	244320990
E	Cash and Cash Equivalents at the end of the Year		
	Cash in Hand (Including foreign currency notes and gold)	8096269	9234231
	Balance with Reserve Bank of India	86357875	58533053
	Balance with Banks and Money at Call and Short Notice	141548295	110294300
		236002439	178061584



For RAWLA & CO
Chartered Accountants
Registration No. 001661N

(CA YASH PAL RAWLA)

Partner
Membership No. 010475



For KHANDELWAL KAKANI & CO
Chartered Accountants
Registration No. 001311C

(CA V K KHANDELWAL)

Partner
Membership No. 070546

A.K. GOEL
Managing Director & CEO



For R GOPAL & ASSOCIATES
Chartered Accountants
Registration No. 000846C

(CA RAJENDRA PRASAD AGARWAL)

Partner
Membership No. 051979



For GHOSHAL & GHOSAL
Chartered Accountants
Registration No. 304013E

(CA SOMNATH BISWAS)

Partner
Membership No. 064735

AJAY VYAS
Executive Director

ISHRAQ ALI KHAN
Executive Director

For SK AGRAWAL AND CO CHARTERED ACCOUNTANTS LLP

Chartered Accountants
Registration No. 306033E/E300272



(CA SANDEEP AGRAWAL)
Partner
Membership No. 058553

DR TULI ROY
Director

K RAJIVAN NAIR
Director

DR SANJAY KUMAR
Director

SHASHI KANT KUMAR
Deputy General Manager

RAM KUMAR
General Manager