

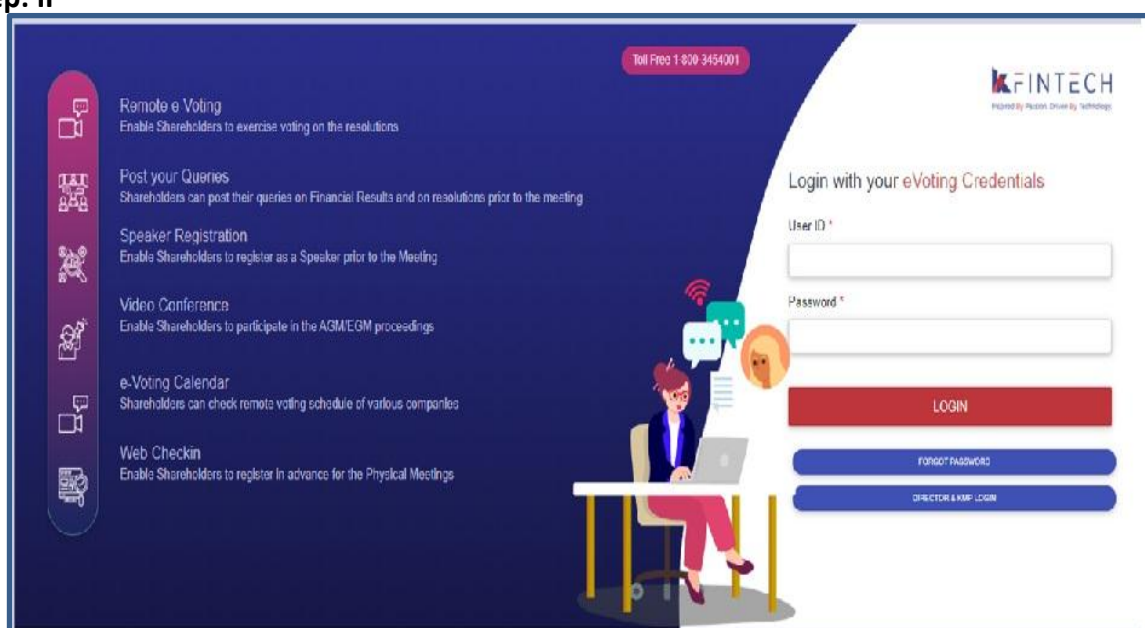
INSTRUCTIONS FOR SHAREHOLDERS FOR ACCESSING EXTRAORDINARY GENERAL MEETING THROUGH VIDEO CONFERENCE

Shareholders who wanted to participate in the Extraordinary General Meeting on 7th May, 2021 but do not intend to speak at the meeting:

Step I:

- Access the meeting through URL : <https://emeetings.kfintech.com> on 7th May 2021 FROM 10.45 AM onwards

Step: II



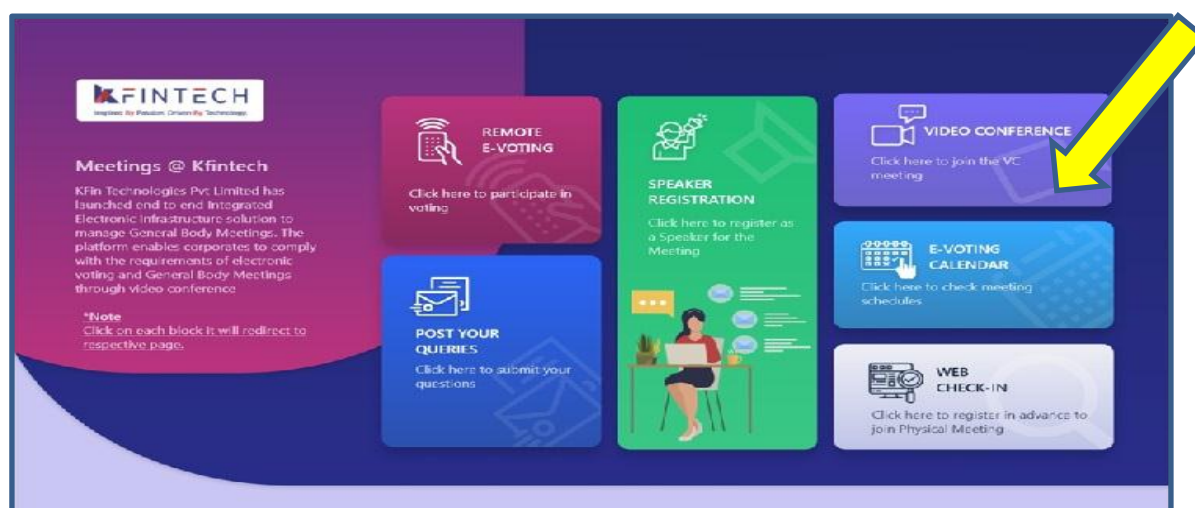
The screenshot shows the Kfintech e-meetings portal. On the left, there is a vertical navigation menu with icons and text for: Remote e-Voting, Post your Queries, Speaker Registration, Video Conference, e-Voting Calendar, and Web Checkin. The main area features a login form with fields for 'User ID *' and 'Password *', and buttons for 'LOGIN', 'FORGOT PASSWORD', and 'DIRECTOR & MAF LOGIN'. A toll-free number 'Toll Free 1-800-3454001' is displayed at the top right. The Kfintech logo is also present.

- **Login with user ID & Password**

(User ID is DPID-CLIENT ID/Folio no.) (Password: Sent by e-mail to all shareholders on 12th April, 2020 along with downloadable link for notice of EGM).

(For password issues contact Toll free number 1800 345 4001)

Step III –



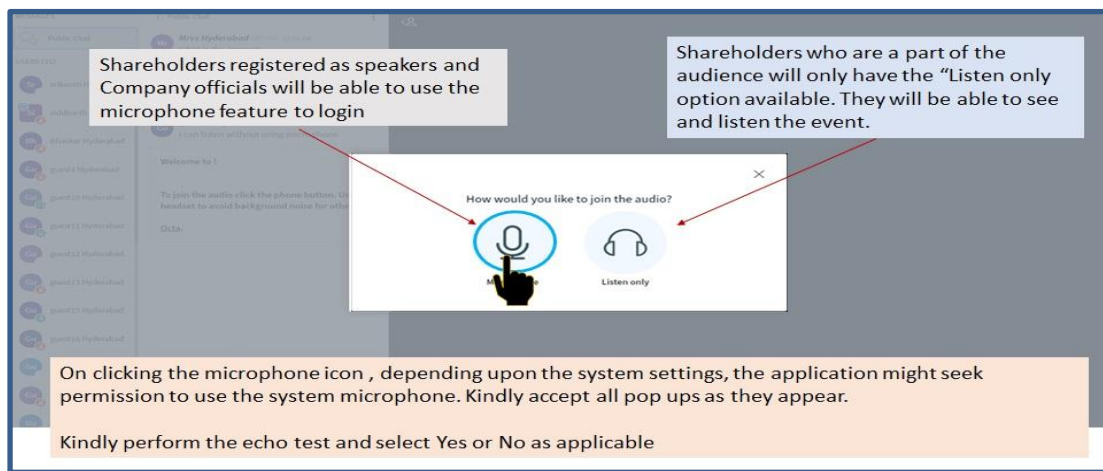
The screenshot shows a grid of navigation buttons on the Kfintech e-meetings portal. The buttons are: REMOTE E-VOTING, POST YOUR QUERIES, SPEAKER REGISTRATION, VIDEO CONFERENCE, E-VOTING CALENDAR, and WEB CHECK-IN. A yellow arrow points to the VIDEO CONFERENCE button. The text 'Meetings @ Kfintech' and a note are also visible.

Click on Video Conference

Step IV:



Click on Video icon & then click on Join meeting in pop up menu.



Click on ear phone icon (Listen only)

Step V



Shareholder can view the meeting. If not voted earlier, Shareholder can vote by clicking

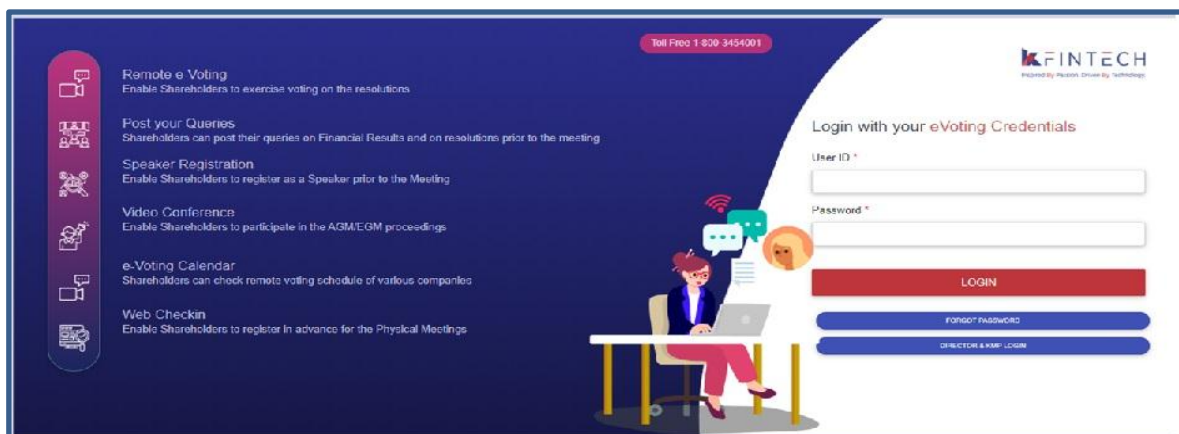


INSTRUCTIONS FOR THE SHAREHOLDERS WHO WANT TO SPEAK AT THE MEETING/ POST QUERY

Shareholders who want to express their views/raise any queries are requested to register their names during the period from 10.00 A M on 4th May, 2021 to 5.00 P M on 5th May, 2021. This will enable the Bank/Registrar in sequencing the speakers and to set time slots for each of the speaker.

Procedure to be followed by speaker:

- Login through URL : <https://emeetings.kfintech.com>
- Enter User ID & Pass word



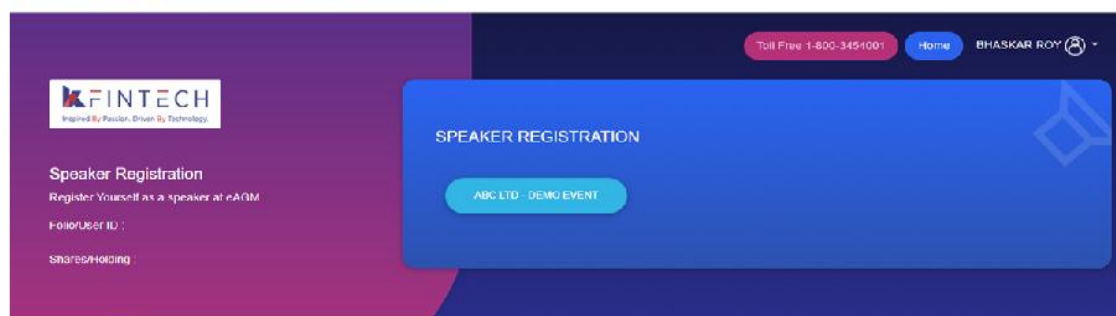
- Register as speaker from 10.00 A M on 4th May, 2021 to 5.00 P M on 5th May, 2021.



Select UCO BANK EGM & Furnish details

Speaker Registration-shareholders

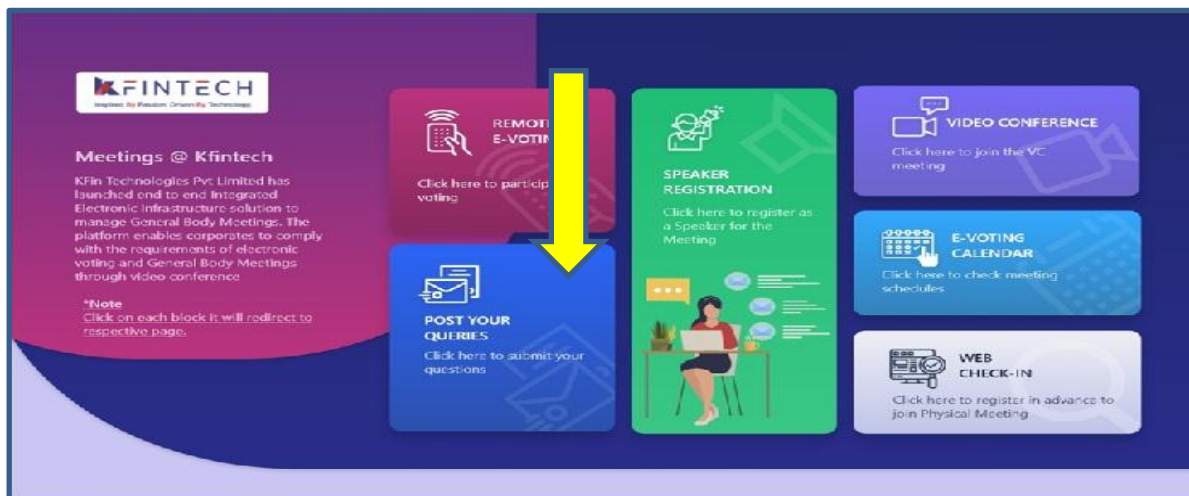
KFINTECH



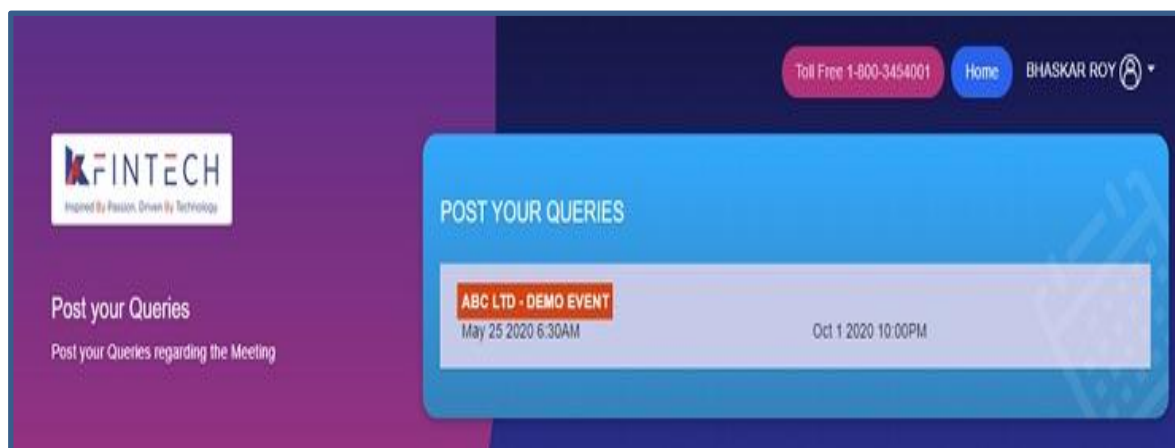
- User will be only required to fill* Mail ID , Mobile Number & City.
- An option is also provided to record a video or upload a pre recorded video (< 50 MB), and the same can be played during the EGM
- Post submission, the user will be provided with a confirmation

Procedure to Post Query

- Login through URL : <https://emeetings.kfintech.com>
- Enter User ID & Pass word



Click on Post your queries

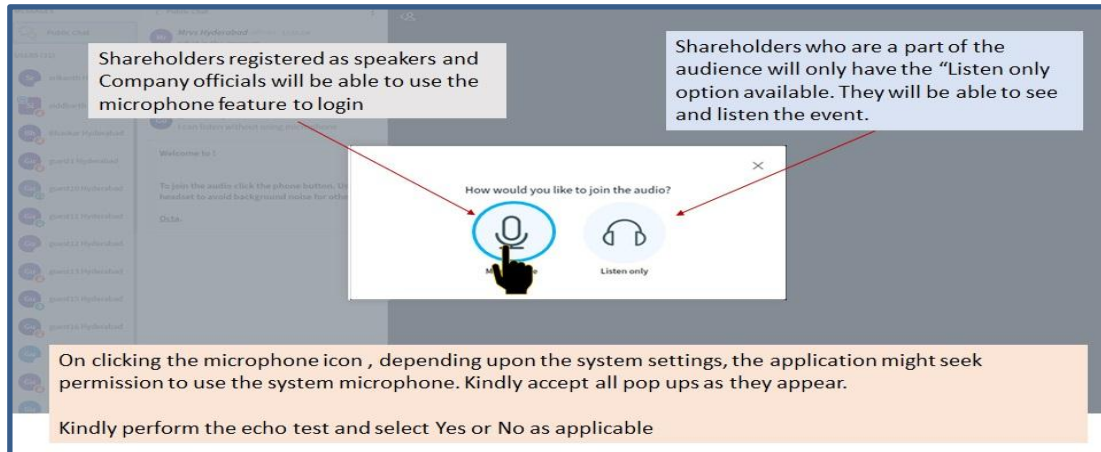



Select UCO BANK EGM and Post your queries

- User will be required to only fill in e-Mail ID & Mobile Number
- Shareholders can type in the questions of up to 500 characters including special characters.
- Post submission, the user will be provided with a confirmation

The shareholder who had registered as speaker on the date of EGM i.e. 7th May, 2021 need to follow the following steps to attend and speak at the meeting.

- Login through URL : <https://emeetings.kfintech.com>
- Enter User ID & Pass word
- Click on Video Conference
- Click on Video icon and then click on Join the Meeting
- Click on Micro Phone button



- Click on GREEN THUMBS UP icon
- Click on the "webcam" sign to start sharing your sharing your image.
- Click on Start Sharing on the window 
- To log out, Just click on the 3 dots at the top right of the page to open the logout option.
